

# SPECIFICATION

# CTEZED 21.3 JHV



21 m\*



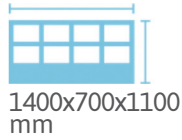
10 m\*



300 kg



19 m

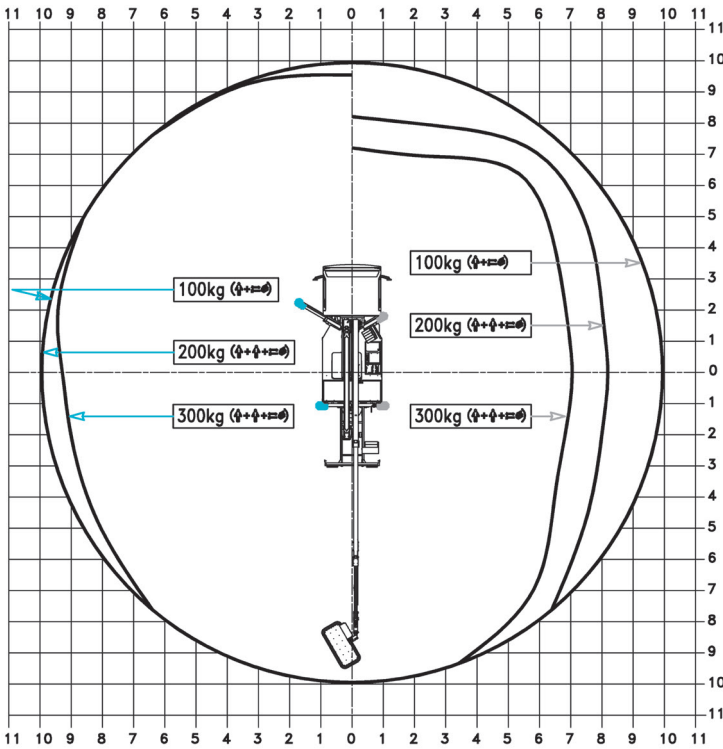


1400x700x1100 mm

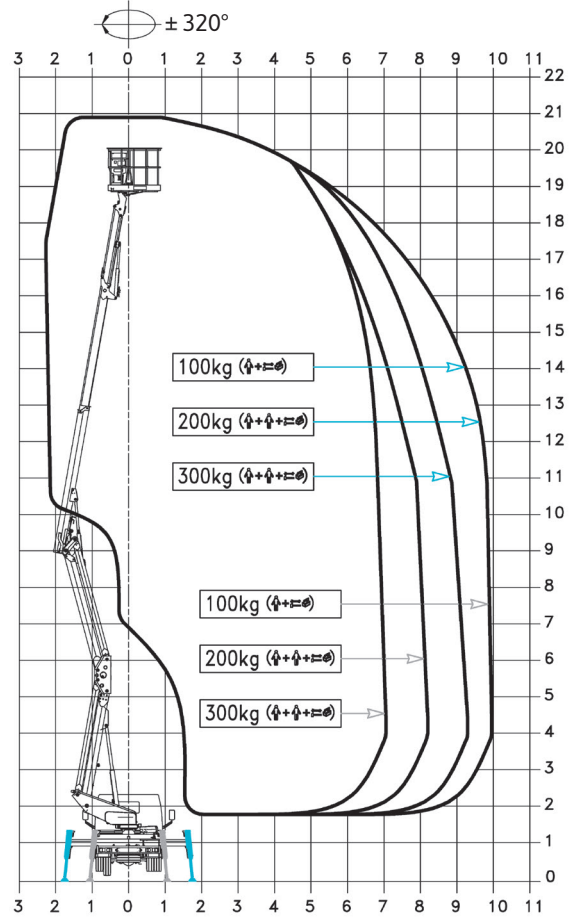
**GVW min**

3,5 t

## OUTRIGGER FOOTPRINT

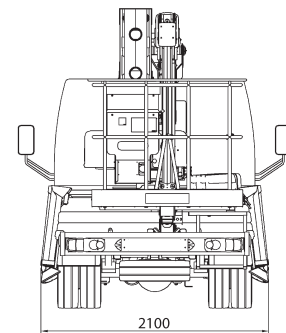
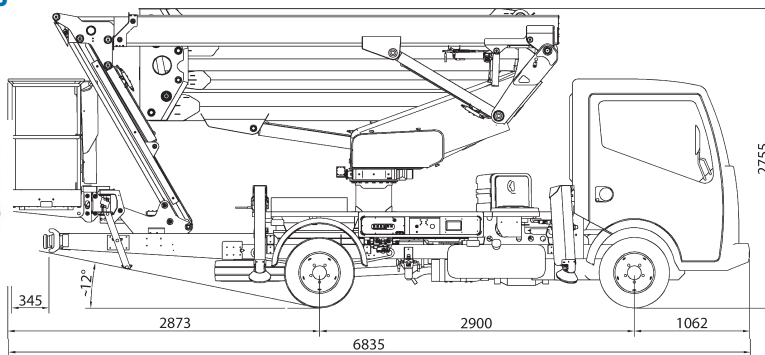


## WORKING ENVELOPE



\* outreach and height max values and repeatability can change within  $\pm 3\%$  due to manufacturing variation and working condition.

## DIMENSIONS



**CTE S.p.A.**  
 Headquarter 7 Via Caproni - Rovereto (TN) IT, 38068  
 Ph. +39 0464 48.50.50 - Fax +39 0464 48.50.99  
 info@ctelift.com - [www.ctelift.com](http://www.ctelift.com)  
 Factory 5 Loc. Terramatta - Rivoli Veronese (VR) IT, 37010  
 Warehouse 2 Via E. Fermi - Affi (VR) IT, 37010  
 CTE UK Ltd Enderby Leicestershire - UK