

SPECIFICATION

ZED 23.2 JH

TECHNICAL DATA

- Double pantograph + telescopic boom with single extension+jib
- Sigma boom movement enabled by connecting rods
- 360° continuous turret rotation on bearing turntable
- Proportional electrohydraulic controls from basket
- Dual control stations with wired remote console
- Engine start and stop controls from basket and from remote console
- Anti-slip, aluminium flatbed decking
- Aluminium basket
- Dead man pedal control in basket
- 90° right + 90° left hydraulic basket rotation with rotary actuator
- Automatic hydraulically actioned basket levelling
- N° 4 hydraulic outriggers with ground pressure sensors and connecting rods (CTE patent)
- Hydraulic system operated by vehicle PTO
- Basket load sensing device
- Buzzer indicating PTO engaged
- Hour meter
- 230 V AC EC electrical socket in the basket
- Standard painting: blue colour (RAL 5017) or white (RAL 9003)
- EN 280:2013 CE certified

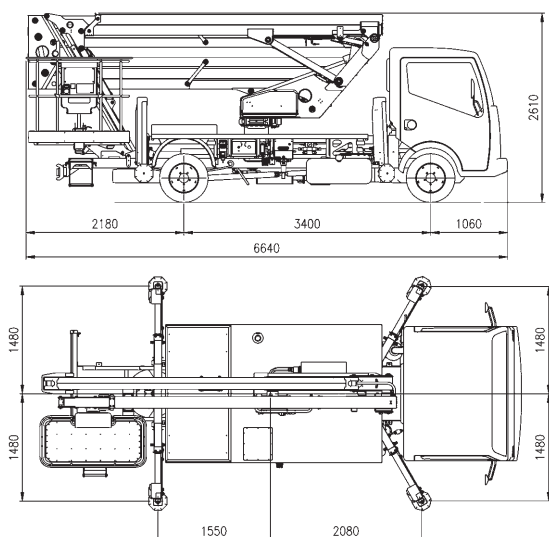
PERFORMANCE

Working height	22,7 m
Platform height	20,7 m
Working outreach	10 m
Capacity (2 person included)	230 kg
Basket dim.	1400x700x1100 mm
GVW minimum	3,5 t

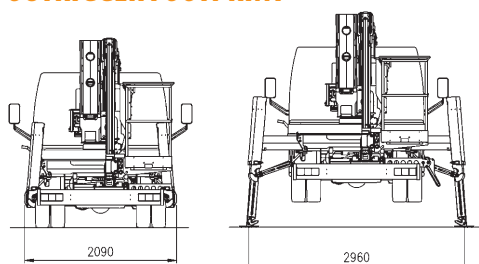
outreach and height max values and repeatability can change within $\pm 3\%$ due to manufacturing variation and working condition



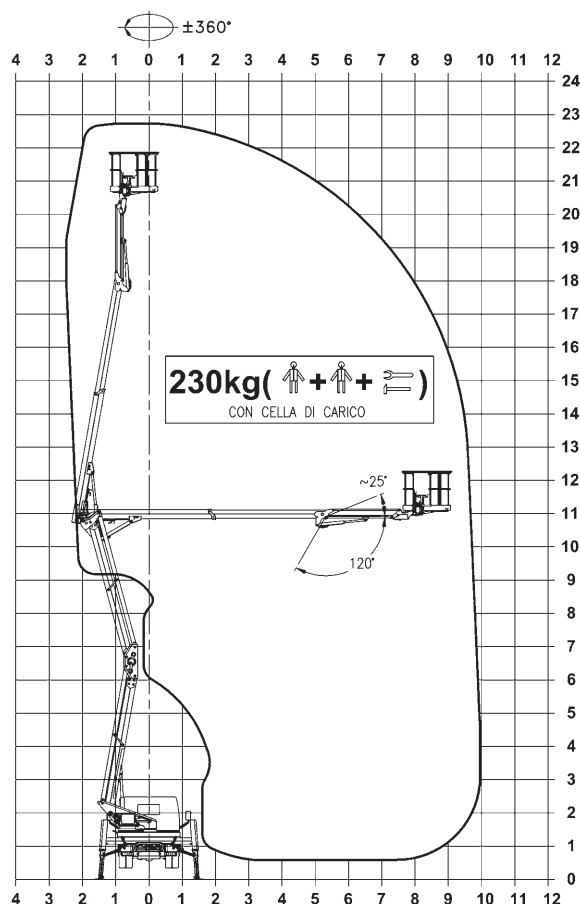
DIMENSIONS



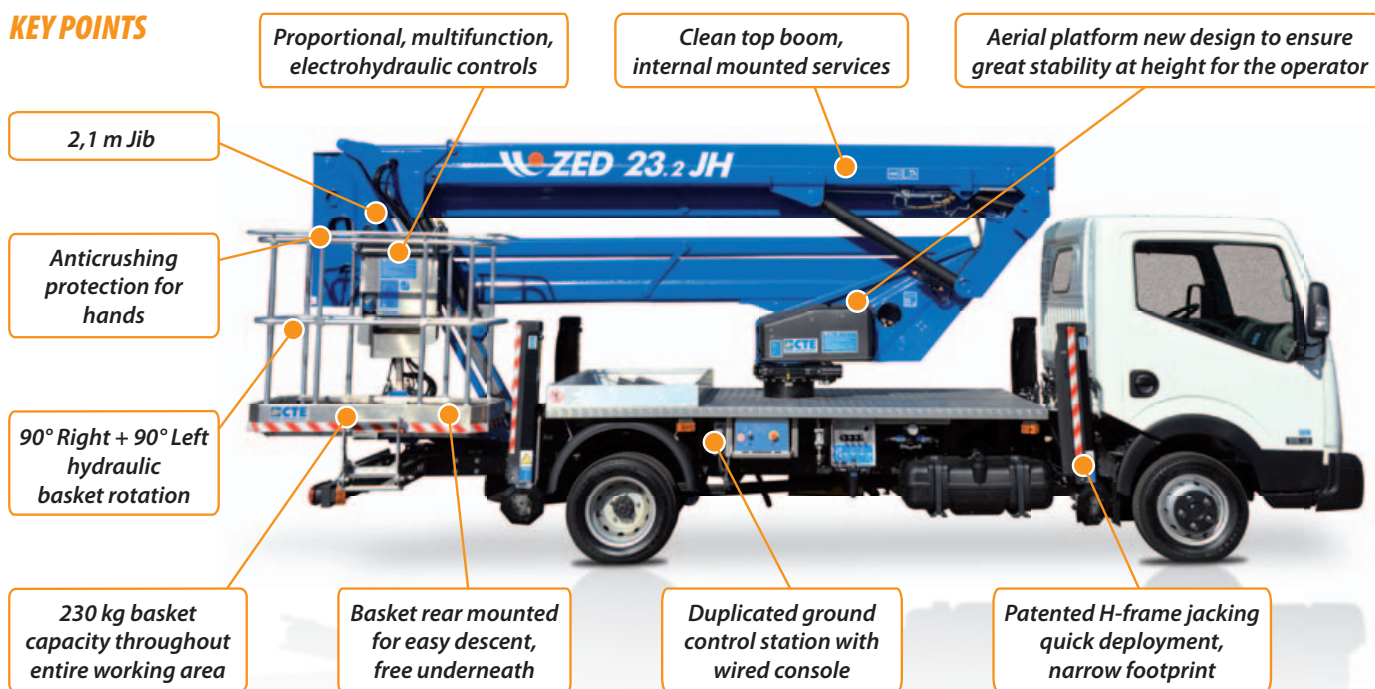
OUTRIGGER FOOTPRINT



WORKING ENVELOPE



KEY POINTS



CTE S.p.A.

Headquarter and Factory - Rovereto (Tn): via Caproni, 7
Factory - Rivoli V.se (Vr): loc. Terramatta, 5

ph. +39 0464.48.50.50 - fax +39 0464.48.50.99
e-mail: info@ctelift.com

CTE UK Ltd - Enderby Leicestershire - UK
CTE FRANCE Sas - Achères - France

CTE
WORK BECOMES EASY

Reactive
Access Platforms Ltd

ZED

www.ctelift.com